

ARGENTO SLE-S, SLE-M & SLE-L STREET LANTERN



SLE-S



SLE-M



SLE-L

LUMINAIRE SPECIFICATIONS

- **Power** 80W (SLE-S)
100W (SLE-M)
120W (SLE-M)
150W (SLE-L)
180W (SLE-L)
- **Fitting Material** Non-Corrosive Die-Cast Aluminium
- **Fitting Color** Dark Gray, Akzo Nobel RAL7012
- **Ingress Protection** IP65
- **Voltage** 220 ~ 240 Vac 50 / 60Hz
- **Operating Temperature** -30 ~ +45°C
- **Installation** Ø48 - 60mm Side Entry / Post Top
- **Surge Protections** 10KV, 20KA

LED MODULE SPECIFICATIONS

- **Color Temperature** 3000K Warm White
4000K Neutral White
5000K Cool White
- **Color Rendering Index (CRI)** >70
- **L70** 100,000 Hrs @ 25°C
- **PCB Material** Metal Core

COMPLIANCE STANDARD

- **LED** LM80, UL, RoHS
- **Driver** CE, EN62493, EN61347, EN50581, EN55015, EN61000, EN61547, EN62384
- **Luminaire** MS IEC60598-1, MS IEC60598-2-3



APPLICATION

- Urban Roads, Highways, Parking Areas, Residential Areas, Industrial Areas, Parks & Commercial Areas

MEASUREMENT & ORDER CODE

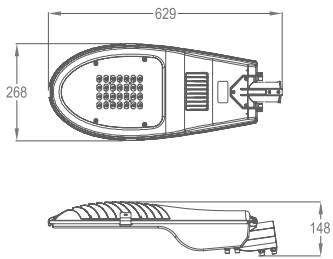
WATTAGE	ORDER CODE	TYPICAL LUMINOUS FLUX	CARTON DIMENSION (L x W x H) mm	NETT WEIGHT
80W	K09127 SLE-S 80W	9480	670 x 300 x 180	5.45 kg
100W	K09127 SLE-M 100W	10010	790 x 345 x 210	7.5 kg
120W	K09127 SLE-M 120W	13200	790 x 345 x 210	7.5 kg
150W	K09128 SLE-L 150W	16500	900 x 385 x 215	12.0 kg
180W	K09128 SLE-L 180W	19500	900 x 385 x 215	12.0 kg

* Please indicate LED color temperature when ordering.
* All result tested base on 5000K CCT LEDs.

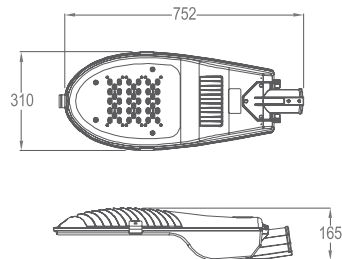


DIMENSION

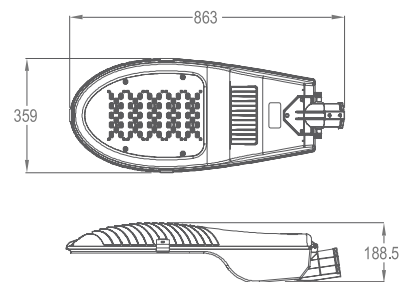
K09127 SLE-S



K09127 SLE-M

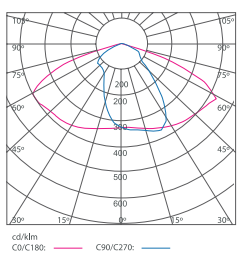


K09127 SLE-L

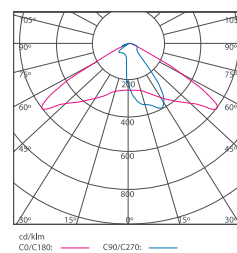


PHOTOMETRIC

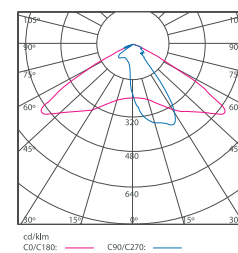
K09127 SLE-S



K09127 SLE-M



K09127 SLE-L



Note: All specifications are subject to change without prior notice for product improvement. Images, pictures, and illustrations used are for illustrative purposes only and the color printed may differ from the actual product.