



LUMINAIRE SPECIFICATIONS

- **Power** 30W
40W
60W
- **Fitting Material** Non-Corrosive Die-Cast Aluminium
- **Fitting Color** White Aluminium, RAL9006
- **Optical Cover** 95% Transparency Tempered Glass
- **Ingress Protection** IP66
- **Impact Protection** IK08
- **Voltage** 220 ~ 240 Vac 50 / 60Hz
- **Electrical Safety Class** Class I
- **Operating Temperature** -30 ~ +45°C
- **Installation** Ø42 - 60mm Side Entry
* Post Top Spigot is Available Upon Request.
- **Surge Protections** 10KV, 20KA

OPTIONAL FEATURES (UPON REQUEST)

- **Optics** Type II or Type III Lens
- **Control** Intelligent Light Control System

LED MODULE SPECIFICATIONS

- **Color Temperature** 3000K Warm White
4000K Neutral White
5000K Cool White
- **Color Rendering Index (CRI)** >70
- **L70** 100,000 Hrs @ 25°C
- **PCB Material** Metal Core (Aluminium)
- **SMD Connector** WAGO 2060 Series

COMPLIANCE STANDARD

- **LED** LM80, UL, RoHS
- **Driver** CE, EN62493, EN61347, EN50581, EN55015, EN61000, EN61547
- **Luminaire** LM79, EN60598-1, EN60598-2-3, EN62493, EN55015, EN61547, EN61000, EN62471



APPLICATION

- Pathways, Parks, Car Parks, Foot Paths, Access Ways, Road Lightings & Residential Areas

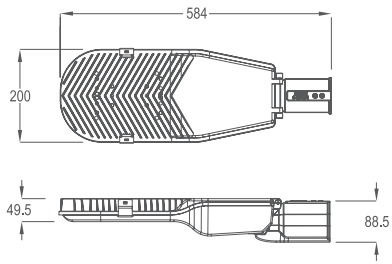
MEASUREMENT & ORDER CODE

WATTAGE	ORDER CODE	NO. OF LEDS	TYPICAL LUMINOUS FLUX	TYPICAL WATTAGE	CARTON DIMENSION (L x W x H) mm	NETT WEIGHT
30W	K09360 S439-MP 30W	48	3800	34	600 x 245 x 158	4.2 kg
40W	K09360 S439-MP 40W	48	4800	44	600 x 245 x 158	4.2 kg
60W	K09360 S439-MP 60W	72	7200	65	600 x 245 x 158	4.2 kg

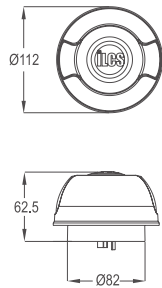
* Please indicate LED color temperature and optic when ordering.
* All result tested base on 5000K CCT LEDs.



DIMENSION

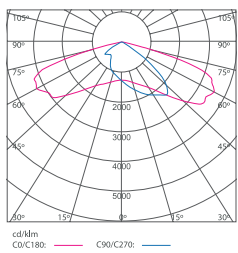


Light Control Unit

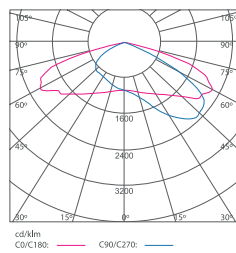


PHOTOMETRIC

Type II



Type III



Note: All specifications are subject to change without prior notice for product improvement. Images, pictures, and illustrations used are for illustrative purposes only and the color printed may differ from the actual product.