



### LUMINAIRE SPECIFICATIONS

• Power	90W 100W 120W 150W
• Fitting Material	Non-Corrosive Die-Cast Aluminium
• Fitting Color	Dark Gray, Akzo Nobel RAL7012
• Optical Cover	95% Transparency Tempered Glass
• Ingress Protection	IP66
• Impact Protection	IK08
• Voltage	220 ~ 240 Vac 50 / 60Hz
• Electrical Safety Class	Class I
• Operating Temperature	-30 ~ +45°C
• Installation	Ø48 - 60mm Side Entry
• Surge Protections	10KV, 20KA

### OPTIONAL FEATURES (UPON REQUEST)

• Driver	Time Control, DALI, 1-10V Dimming, Full Programmable
• Control	Intelligent Light Control System
• Sensor	Mini Photocell, NEMA Photocell

### LED MODULE SPECIFICATIONS

• Color Temperature	3000K Warm White 4000K Neutral White 5000K Cool White
• Color Rendering Index (CRI)	>70
• L70	100,000 Hrs @ 25°C
• PCB Material	Ceramic (Alumina Substrate)
• PCB Trace	Silver Conductor (Ag)
• SMD Connector	WAGO 2060 Series

### COMPLIANCE STANDARD

• LED	LM80, UL, RoHS
• Driver	CE, EN62493, EN61347, EN50581, EN55015, EN61000, EN61547, EN62384
• Luminaire	LM79, EN60598-1, EN60598-2-3, EN62493, EN55015, EN61547, EN61000, EN62471, CISPR 15, IEC62722



### APPLICATION

- Residential Areas, Municipal, Expressway Lightings

### MEASUREMENT & ORDER CODE

WATTAGE	ORDER CODE	NO. OF LEDs	TYPICAL LUMINOUS FLUX	TYPICAL WATTAGE	CARTON DIMENSION (L x W x H) mm	NETT WEIGHT
90W	K09121 90W	42	12270	93	660 x 360 x 210	9.0 kg
100W	K09121 100W	42	13000	100	660 x 360 x 210	9.0 kg
120W	K09121 120W	56	15800	120	660 x 360 x 210	9.0 kg
150W	K09121 150W	70	19860	151	660 x 360 x 210	9.0 kg

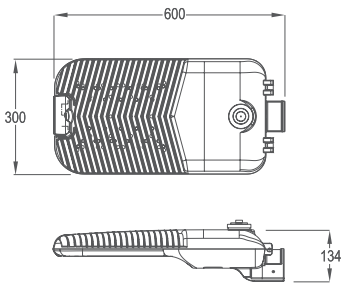
\* Please indicate LED color temperature when ordering.

\* Programmable dimming LED driver is available upon request.

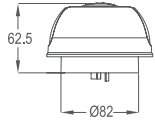

\* All result tested base on 5000K CCT LEDs.



## DIMENSION

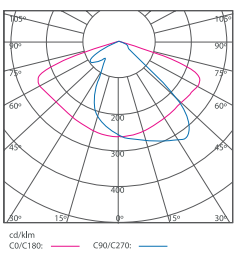


Light Control Unit



## PHOTOMETRIC

K09121 150W



Note: All specifications are subject to change without prior notice for product improvement. Images are for illustrative purposes only.