

DRACO VELO STREET LANTERN



VELO 30W

VELO 60W

VELO 100W & 120W

VELO 150W & 180W

LUMINAIRE SPECIFICATIONS

- **Power** 30W
60W
100W
120W
150W
180W
- **Fitting Material** Die-Cast Aluminium Non-Corrosive
- **Fitting Color** White Aluminium
Akzo Nobel RAL9006
- **Optical Cover** 95% Transparency Tempered Glass
- **Ingress Protection** IP65
- **Impact Protection** IK08
- **Voltage** 220 ~ 240 Vac 50 / 60Hz
- **Electrical Safety Class** Class I
- **Operating Temperature** -30 ~ +45°C
- **Installation** Ø42mm Side Entry (30W)
Ø48mm Side Entry (60W)
Ø48mm Side Entry (100W & 120W)
Ø60mm Side Entry (150W & 180W)
- **Surge Protections** 10kV, 20kA
- **Beam Angle** 145° x 65°
- **Mounting Height** 6M ~ 15M

LED MODULE SPECIFICATIONS

- **Color Temperature** 3000K Warm White
4000K Neutral White
5000K Cool White
- **Color Rendering Index (CRI)** >70
- **L70** 100,000 Hrs @ 25°C
- **PCB Material** Metal Core

COMPLIANCE STANDARD

- **LED** LM80
- **Driver** CE, EN55015, EN61000, EN61547
- **Luminaire** IEC60598-1, IEC60598-2-3

APPLICATION

- Pathways, Parks, Car Parks, Foot Paths, Access Ways, Road Lightings, Residential Areas, Municipal Expressways & Facade Lightings

MEASUREMENT & ORDER CODE

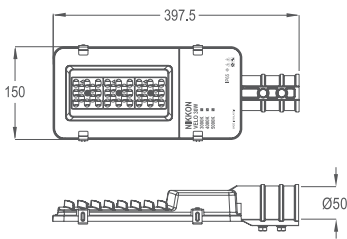
WATTAGE	ORDER CODE	NO. OF LEDs	TYPICAL LUMINOUS FLUX	TYPICAL WATTAGE	CARTON DIMENSION (L x W x H) mm	NETT WEIGHT
30W	VELO 30W	36	4000	34	410 x 170 x 115	1.7 kg
60W	VELO 60W	72	7600	62	465 x 200 x 100	2.5 kg
100W	VELO 100W	144	13000	101	545 x 270 x 105	4.2 kg
120W	VELO 120W	144	15200	120	545 x 270 x 105	4.5 kg
150W	VELO 150W	216	20800	156	715 x 285 x 135	6.0 kg
180W	VELO 180W	216	23100	180	715 x 285 x 135	6.2 kg

* All result tested base on 5000K CCT LEDs.

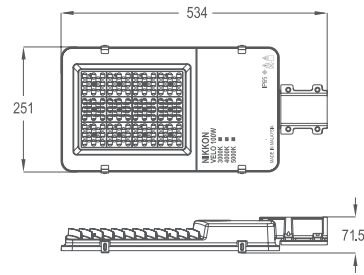


DIMENSION

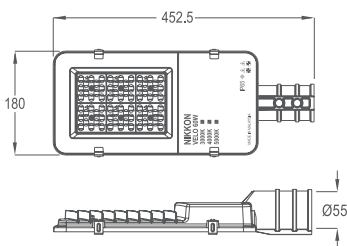
VELO 30W



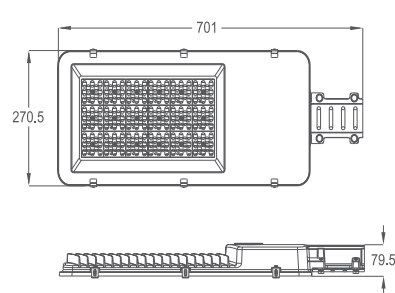
VELO 100W / 120W



VELO 60W

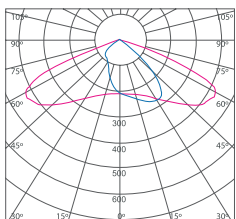


VELO 150W / 180W



PHOTOMETRIC

Type II



cd/klm
C0/C180: — C90/C270: —